

MO420N

TECHNICAL DATA:

POWER SUPPLY:	400V
MOTOR POWER:	1,1 kW
MAX. TORQUE SPINDLE:	1200 Nm
TABLE ROTATION SPEED:	6 /12 obr./min.
AIR SUPPLY:	8 -12 Bar
PUMP LIMITER:	up to 3.5 Bar with regulation
BUILT-IN INFLATOR:	Yes
EXTERNAL FASTENING:	10" - 22"
INTERNAL FASTENING:	12" - 24"
BEAD BRAKER:	3000 kg
MAX. WHEEL DIAMETER:	1000 mm (39")
MAX. WHEEL WIDTH:	350 mm (15")
NOISE LEVEL:	<70 dB
WEIGHT:	295 kg



DESCRIPTION

Pneumatically tilting main column ♦ Pneumatically locked head position ♦ Double table speed activated by foot pedal ♦ Inflator as standard equipment ♦ Metal box with pressure gauge ♦ Huge stock of protective caps ♦ An additional AL2 or AL3 arm can be used ♦ Possibility to use an automatic head

ACCESSORIES AS STANDARD WITH TYRE CHANGER



mounting spoon overlay 2 pcs ♦ solid assembly spoon 1 pc
 ♦ brush 1 pc s metal clock with pressure gauge ♦ bucket 1 pc
 ♦ **overlay of the assembly table jaws 8 pcs / 2 sets** ♦ dehydrator and oiler with pressure gauge 1 pc ♦ **mounting foot cap 40 pieces**
 ♦ **2 sets / 2 pcs bead breaker pad**




Built-in inflator



Additional jaws slides,
and the inflator nozzles




Metal box
with pressure gauge



Pneumatically tilting
column wider at the base




Profiled assembly table
from 10 "to 24"



High-quality components



Strong bead breaker with a
force of 3 tons



Extendable cassette with pedals



Double speed
rotary table,
controlled in the pedal

OPTIONAL EQUIPMENT

AUTOMATIC HEAD



HELPING ARM AL2



HELPING ARM AL3

